

Indicators

M22N

Indicators with 22-mm Diameters

Easy to Use

- Terminal screw hold-on structure that is compatible with round crimp terminals.

Product Lineup

- Global applicability with safety standards and different voltage specifications.
- Mount the Switches in 25-mm-dia. panel cutouts merely by reversing the mounting nut.
- A wide range of indicator colors and shapes.



Refer to *Safety Precautions for All Pushbutton Switches/Indicators* and *Safety Precautions in the A22N datasheet*

M22N

List of Models

Appearance	Model
Plastic flat 	M22N-BN
Plastic projected 	M22N-BP
Plastic semi-spherical 	M22N-BG
Plastic flat engraved 	M22N-BC

Model Number Structure

Model Number Legend -- Shipped as a set that includes the Indicator Unit, Lamp Unit (lighted models only), and Socket Unit.
For information on combinations, refer to *Ordering Information* on page 4.

Model Numbers for Sets

M 2 2 N - ⁽¹⁾BN - ⁽²⁾TR ⁽³⁾A - ⁽⁴⁾R ⁽⁵⁾A

(1) Indicator Unit Shape (2) Indicator Color (3) Degree of Protection (4) LED Color (5) LED Voltage

Code	Shape
BN	Plastic flat
BP	Plastic projected
BG	Plastic semi-spherical
BC	Plastic flat engraved

Code	Color
TR	Transparent red
TG	Transparent green
TY	Transparent yellow
TW	Transparent white
TA	Transparent blue
TO	Transparent orange

Code	Protection
A	IP66, NEMA 4X, NEMA13

Code	Color
R	Red
G	Green
Y	Yellow
W	White
A	Blue
O	Orange

Code	LED voltage
A	6 VAC/DC
B	12 VAC/DC
C	24 VAC/DC
D	110 VAC
E	230 VAC

■ Specifications: Refer to the A22N.
■ Dimensions: See page 5.





■ Precautions for correct use: Refer to the A22N.

M22N

Ordering Information

Model Numbers for Sets - - - Shipped as a set that includes the Indicator Unit, Lamp Unit (lighted models only), and Socket Unit.
(Some combinations may not be available. Contact your OMRON representative for details.)

Indicators

Appearance	Operating voltage	Model	(2)(2) Indicator color	(4) LED color
Plastic flat 	6 VAC/DC	M22N-BN-(2)(2)A-(4)A	TR: Transparent red TG: Transparent green TY: Transparent yellow TW: Transparent white TA: Transparent blue TO: Transparent orange	R: Red G: Green Y: Yellow W: White A: Blue O: Orange
	12 VAC/DC	M22N-BN-(2)(2)A-(4)B		
	24 VAC/DC	M22N-BN-(2)(2)A-(4)C		
	100, 110, or 120 VAC	M22N-BN-(2)(2)A-(4)D		
	200, 220, 230, or 240 VAC	M22N-BN-(2)(2)A-(4)E		
Plastic projected 	6 VAC/DC	M22N-BP-(2)(2)A-(4)A		
	12 VAC/DC	M22N-BP-(2)(2)A-(4)B		
	24 VAC/DC	M22N-BP-(2)(2)A-(4)C		
	100, 110, or 120 VAC	M22N-BP-(2)(2)A-(4)D		
	200, 220, 230, or 240 VAC	M22N-BP-(2)(2)A-(4)E		
Plastic semi-spherical 	6 VAC/DC	M22N-BG-(2)(2)A-(4)A		
	12 VAC/DC	M22N-BG-(2)(2)A-(4)B		
	24 VAC/DC	M22N-BG-(2)(2)A-(4)C		
	100, 110, or 120 VAC	M22N-BG-(2)(2)A-(4)D		
	200, 220, 230, or 240 VAC	M22N-BG-(2)(2)A-(4)E		
Plastic flat engraved 	6 VAC/DC	M22N-BC-(2)(2)A-(4)A		
	12 VAC/DC	M22N-BC-(2)(2)A-(4)B		
	24 VAC/DC	M22N-BC-(2)(2)A-(4)C		
	100, 110, or 120 VAC	M22N-BC-(2)(2)A-(4)D		
	200, 220, 230, or 240 VAC	M22N-BC-(2)(2)A-(4)E		

Note: Normally, the same color of Switch Unit and LED are combined.
However, Indicators are available with a white Indicator Unit and yellow LED. M22N-B□-TWA-Y□

■ Specifications: Refer to the A22N.

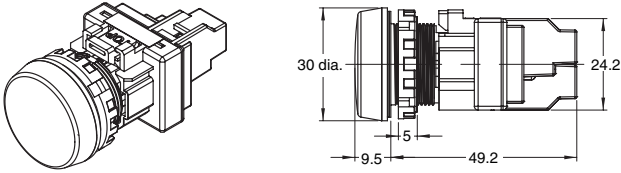
■ Dimensions: See page 5.

Dimensions

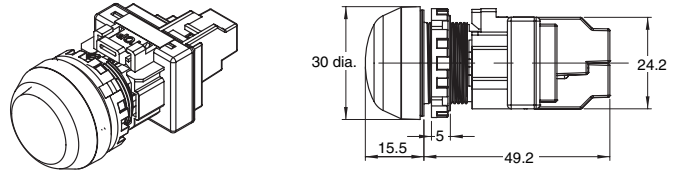
(Unit: mm)

Indicators

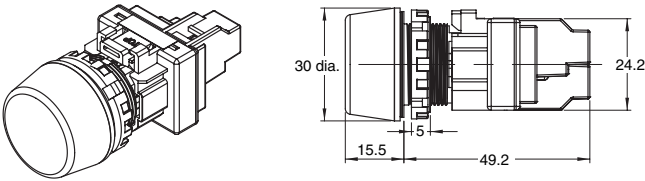
Plastic Flat Indicators M22N-BN



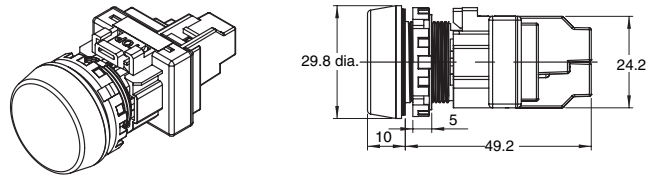
Plastic Semi-spherical Indicators M22N-BG



Plastic Projected Indicators M22N-BP



Plastic Flat Engraved Indicators M22N-BC



M22N

Precautions

Refer to *Safety Precautions for all Pushbutton Switches/Indicators* for common precautions.
Read the *Safety Precautions* in the A22N datasheet.

Terms and Conditions Agreement

Read and understand this catalog.

Please read and understand this catalog before purchasing the products. Please consult your OMRON representative if you have any questions or comments.

Warranties.

- (a) Exclusive Warranty. Omron's exclusive warranty is that the Products will be free from defects in materials and workmanship for a period of twelve months from the date of sale by Omron (or such other period expressed in writing by Omron). Omron disclaims all other warranties, express or implied.
- (b) Limitations. OMRON MAKES NO WARRANTY OR REPRESENTATION, EXPRESS OR IMPLIED, ABOUT NON-INFRINGEMENT, MERCHANTABILITY OR FITNESS FOR A PARTICULAR PURPOSE OF THE PRODUCTS. BUYER ACKNOWLEDGES THAT IT ALONE HAS DETERMINED THAT THE PRODUCTS WILL SUITABLY MEET THE REQUIREMENTS OF THEIR INTENDED USE.

Omron further disclaims all warranties and responsibility of any type for claims or expenses based on infringement by the Products or otherwise of any intellectual property right. (c) Buyer Remedy. Omron's sole obligation hereunder shall be, at Omron's election, to (i) replace (in the form originally shipped with Buyer responsible for labor charges for removal or replacement thereof) the non-complying Product, (ii) repair the non-complying Product, or (iii) repay or credit Buyer an amount equal to the purchase price of the non-complying Product; provided that in no event shall Omron be responsible for warranty, repair, indemnity or any other claims or expenses regarding the Products unless Omron's analysis confirms that the Products were properly handled, stored, installed and maintained and not subject to contamination, abuse, misuse or inappropriate modification. Return of any Products by Buyer must be approved in writing by Omron before shipment. Omron Companies shall not be liable for the suitability or unsuitability or the results from the use of Products in combination with any electrical or electronic components, circuits, system assemblies or any other materials or substances or environments. Any advice, recommendations or information given orally or in writing, are not to be construed as an amendment or addition to the above warranty.

See <http://www.omron.com/global/> or contact your Omron representative for published information.

Limitation on Liability; Etc.

OMRON COMPANIES SHALL NOT BE LIABLE FOR SPECIAL, INDIRECT, INCIDENTAL, OR CONSEQUENTIAL DAMAGES, LOSS OF PROFITS OR PRODUCTION OR COMMERCIAL LOSS IN ANY WAY CONNECTED WITH THE PRODUCTS, WHETHER SUCH CLAIM IS BASED IN CONTRACT, WARRANTY, NEGLIGENCE OR STRICT LIABILITY.

Further, in no event shall liability of Omron Companies exceed the individual price of the Product on which liability is asserted.

Suitability of Use.

Omron Companies shall not be responsible for conformity with any standards, codes or regulations which apply to the combination of the Product in the Buyer's application or use of the Product. At Buyer's request, Omron will provide applicable third party certification documents identifying ratings and limitations of use which apply to the Product. This information by itself is not sufficient for a complete determination of the suitability of the Product in combination with the end product, machine, system, or other application or use. Buyer shall be solely responsible for determining appropriateness of the particular Product with respect to Buyer's application, product or system. Buyer shall take application responsibility in all cases.

NEVER USE THE PRODUCT FOR AN APPLICATION INVOLVING SERIOUS RISK TO LIFE OR PROPERTY OR IN LARGE QUANTITIES WITHOUT ENSURING THAT THE SYSTEM AS A WHOLE HAS BEEN DESIGNED TO ADDRESS THE RISKS, AND THAT THE OMRON PRODUCT(S) IS PROPERLY RATED AND INSTALLED FOR THE INTENDED USE WITHIN THE OVERALL EQUIPMENT OR SYSTEM.

Programmable Products.

Omron Companies shall not be responsible for the user's programming of a programmable Product, or any consequence thereof.

Performance Data.

Data presented in Omron Company websites, catalogs and other materials is provided as a guide for the user in determining suitability and does not constitute a warranty. It may represent the result of Omron's test conditions, and the user must correlate it to actual application requirements. Actual performance is subject to the Omron's Warranty and Limitations of Liability.

Change in Specifications.

Product specifications and accessories may be changed at any time based on improvements and other reasons. It is our practice to change part numbers when published ratings or features are changed, or when significant construction changes are made. However, some specifications of the Product may be changed without any notice. When in doubt, special part numbers may be assigned to fix or establish key specifications for your application. Please consult with your Omron's representative at any time to confirm actual specifications of purchased Product.

Errors and Omissions.

Information presented by Omron Companies has been checked and is believed to be accurate; however, no responsibility is assumed for clerical, typographical or proofreading errors or omissions.

OMRON Corporation Industrial Automation Company
Tokyo, JAPAN

Contact: www.ia.omron.com

Regional Headquarters

OMRON EUROPE B.V.

Wegalaan 67-69, 2132 JD Hoofddorp
The Netherlands
Tel: (31)2356-81-300/Fax: (31)2356-81-388

OMRON ELECTRONICS LLC

2895 Greenspoint Parkway, Suite 200
Hoffman Estates, IL 60169 U.S.A
Tel: (1) 847-843-7900/Fax: (1) 847-843-7787

OMRON ASIA PACIFIC PTE. LTD.

No. 438A Alexandra Road # 05-05/08 (Lobby 2),
Alexandra Technopark,
Singapore 119967
Tel: (65) 6835-3011/Fax: (65) 6835-2711

OMRON (CHINA) CO., LTD.

Room 2211, Bank of China Tower,
200 Yin Cheng Zhong Road,
PuDong New Area, Shanghai, 200120, China
Tel: (86) 21-5037-2222/Fax: (86) 21-5037-2200

Authorized Distributor:

© OMRON Corporation 2015 All Rights Reserved.
In the interest of product improvement,
specifications are subject to change without notice.

Cat. No. A242-E1-01

0315(0315)